



Sinus Crestal Approach Kit



Crestal Sinus Lifts Without Fear of Membrane Damage

1 UNIQUE DRILL DESIGN

- S-reamer's head has been designed with a special blade structure to leave a thin bone disk between membrane and reamer (e.g., the reamer does not touch the membrane directly)
- S-reamer can be used even in misaligned and septum cases

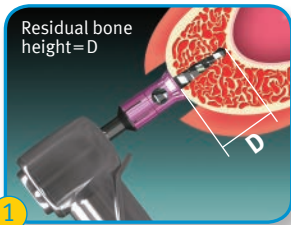
2 DEPTH CONTROL

- Stoppers control the drilling depth of the S-reamer (10 pieces, 2mm-11mm)
- Stoppers can also be mounted on the bone spreader and bone condenser

3 COMPLETE

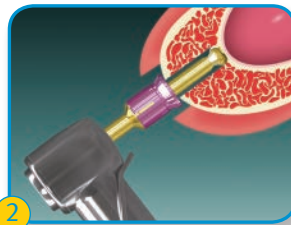
- Kit provides a complete set of tools for performing a crestal sinus lift

SINUS CRESTAL APPROACH KIT TECHNIQUE GUIDE



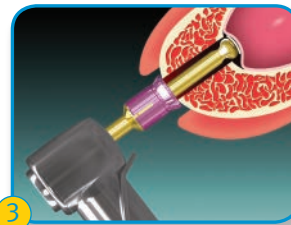
1 Initial Drill

- Mark a position and drill to the front of the inferior cortical wall ('D').
- **Stopper: Depth ('D') less -1mm**
- **Speed: 1,200rpm**



2 S-Reamer-1

- Drill inferior cortical wall and lift sinus membrane about 1mm.
- **Stopper: Same length as depth**
- **Speed: 1,200rpm**



3 S-Reamer-2

- If you don't feel the perforation of the inferior cortical wall in step 2 change stopper to depth +1mm.
- **Stopper: Depth +1mm**
- **Speed: 1,200rpm**



4 Depth Gauge

- Check the inferior wall's perforation by hanging the end of the depth gauge in the sinus wall.
- **Stopper: Depth +1mm**



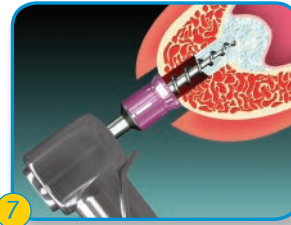
5 Bone Carrier

- Fill carrier and insert bone graft (0.05cc).



6 Bone Condenser

- Push bone graft into sinus.
- **Stopper: Depth length**



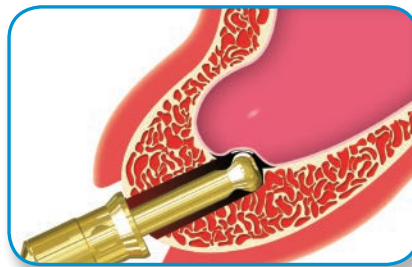
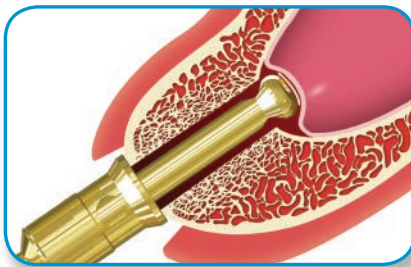
7 Bone Inserter

- Push bone inside by turning bone inserter slowly.
- **Stopper: Depth -1mm**
- **Speed: 80rpm**

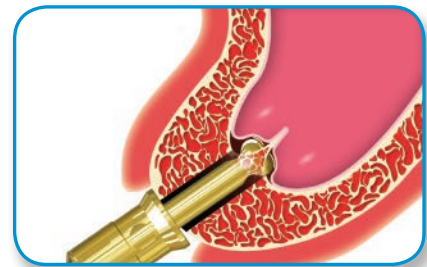


8 Bone Spreader

- Spread the bone laterally in sinus area wall ('D').
- Use the bone spreader after inserting bone twice (0.1cc).



(Misaligned Case)



(Septum Case)

Note: Use copious irrigation during drilling!

Note: This guide is for educational use only.

See instructions for use for additional information on this product.

Ordering information

Catalog Number	Description
SCAKIT	Sinus Crestal Approach Instrument Kit

To learn more about this product, please visit us online at www.zimmerdental.com or to speak to a sales representative, call 1 (800) 854-7019 (in the US) or +1 (760) 929-4300 (outside the US).

To receive our eNews visit us at http://www.zimmerdental.com/news_eNewsletterSignUp.aspx

For more information about our Products, Regenerative Materials and Educational Opportunities, contact us:

In the U.S. 1 (800) 854-7019
 To fax an order 1 (888) 225-2483
 Outside the U.S. +1 (760) 929-4300
 Australia +61 (0)2 9950 5434 or 1 (800) 241 916
 Canada +1 (905) 567-2073 or 1 (800) 265-0968
 Chile +562 231 5185

China +86 21 2211 5147
 France +33 (0)1 45 12 35 35
 Germany +49 (0)761 1 56 47 0
 Israel +972 (0)3 6124242
 Italy +39 0438 37681
 Spain +34 93 846 05 43



Zimmer Dental
 1900 Aston Avenue
 Carlsbad, CA 92008-7308
 USA

www.zimmerdental.com